

## MANUFACTURING JOBS REMAIN BETTER PAID

Mean annual gross pay (£)



Manufacturing  
**£38,769**



Whole economy  
(all industries and services)  
**£35,404**



Services  
**£34,698**

Source: ONS - ASHE (2023)

## WHAT SUBSECTORS GREW THE MOST IN EXPORT TERMS?

Export value growth 2022-2023

Food and Drink	-1.9%
Chemicals and Pharmaceuticals	-3.5%
Rubber, plastics and non-metallic minerals	0%
Metals	-22.6%
Electronics & Electrical equipment	2.1%
Machinery	9.9%
Automotive	22.4%
Aerospace & Other Transport	21.4%

Source: UK Trade Info (2022-2023)

## MANUFACTURING SECTORS THAT LEAD ON INVESTMENT

Total investment 2023 (£ billion real terms)

Manufacturing  
**£38.8BN**

Food and Drink  
**£3.8BN**

Chemicals and man-made fibres  
**£7.2BN**

Engineering and vehicles  
**£16.5BN**

Metals  
**£2.2BN**

Other manufacturing\*  
**£8.7BN**

Textiles  
**£0.4BN**

Source: ONS (2024)

\*The sum of all sectors not included in the above

## WHERE EXPORTS GO

UK's top 10 export and import destinations for manufactured goods (including food & beverage)

Exports value (2023, billion)



Source: UK Trade ONS 2024

## HOW THE UK COMPARES WITH OTHER COUNTRIES?

- UK 15th for export of goods  
2.1% share of total merchandise exports
- UK 6th for import of goods  
3.2% share of total merchandise imports
- UK 2nd for service trade  
7.0% share of total services exports
- UK 6th for GDP 3.3trn US\$
- UK 31st for GDP per capita  
48,867 US\$, current prices

Source: WTO (2024), World Bank (2024), WITS Database (2024) (Trade is latest 2022 data)

**UK MANUFACTURING:  
THE ENGINE OF  
OUR ECONOMY**

UK manufacturing facts

makeuk.org

VISIT OUR WEBSITE  
AND FOLLOW US:

makeuk.org



# UK MANUFACTURING FACTS

UK manufacturing sector accounts for **£217 BILLION OF OUTPUT**  
Providing **2.6 MILLION JOBS**

Average wages **10% HIGHER** than the whole economy

Goods account for **45%** of the UK's total exports

**47%** of UK R&D **14%** of total business investment

**BACKING MANUFACTURING, ENGINEERING THE FUTURE**

## HOW IS MANUFACTURING SPREAD AROUND THE UK

### Scotland

£ 16.9bn ■ 6% ▲ 116.0  
👤 183 ● 10.2% \* 113.3%

### Northern Ireland

£ 5.90bn ■ 10% ▲ 72.7  
👤 95 ● 11.9% \* 111%\*\*

### North West

£ 29.5bn ■ 8% ▲ 108.0  
👤 330 ● 13.4% \* 124.6%

### West Midlands

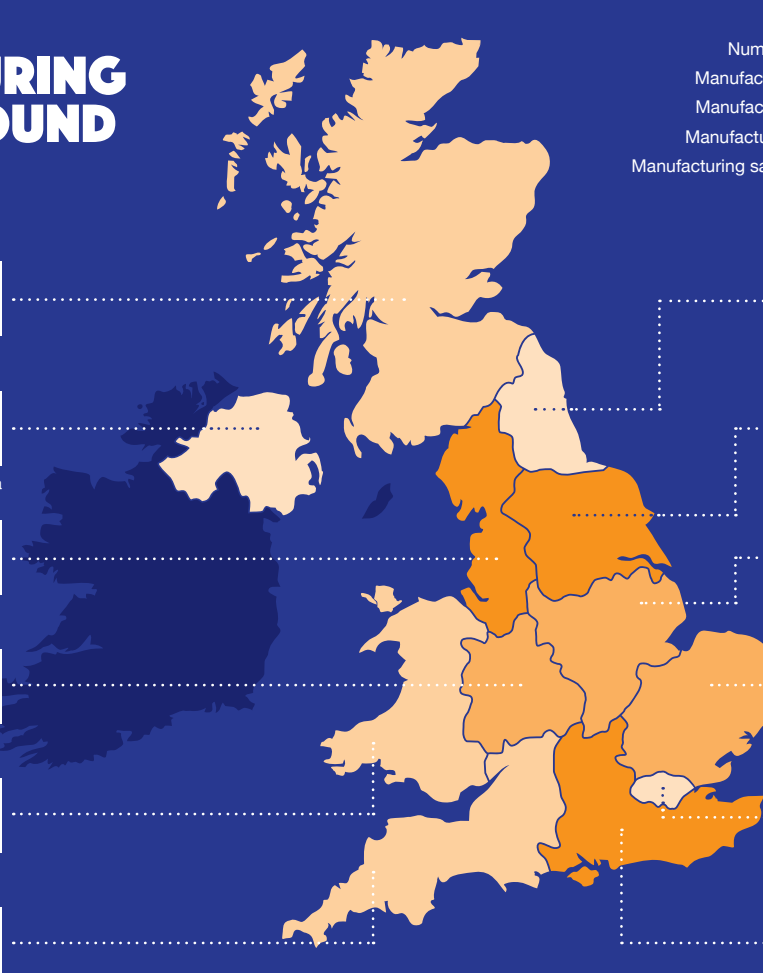
£ 21.0bn ■ 10% ▲ 83.4  
👤 296 ● 13.1% \* 118.1%

### Wales

£ 11.5bn ■ 10% ▲ 94.5  
👤 154 ● 15.4% \* 120.5%

### South West

£ 17.8bn ■ 8% ▲ 97.8  
👤 243 ● 10.3% \* 118.4%



\* heatmap coloured according to value of manufacturing output

Source: ONS (2024), NISRA (2024)

Manufacturing Output (£bn) (2022) £  
Number employed in manufacturing, 000s (2024) 👤  
Manufacturing as a % of regional employment (2022) ■  
Manufacturing productivity index 2022 (UK mfg=100) ▲  
Manufacturing output as a % of regional output (2022) ●  
Manufacturing salary as % of regional economy salary (2022) \*

### North East

£ 9.4bn ■ 9% ▲ 105.4  
👤 110 ● 14.9% \* 123.1%

### Yorkshire and Humberside

£ 22.1bn ■ 10% ▲ 98.5  
👤 287 ● 14.6% \* 117.4%

### East Midlands

£ 20.5bn ■ 10% ▲ 94.8  
👤 258 ● 15.9% \* 121.1%

### East of England

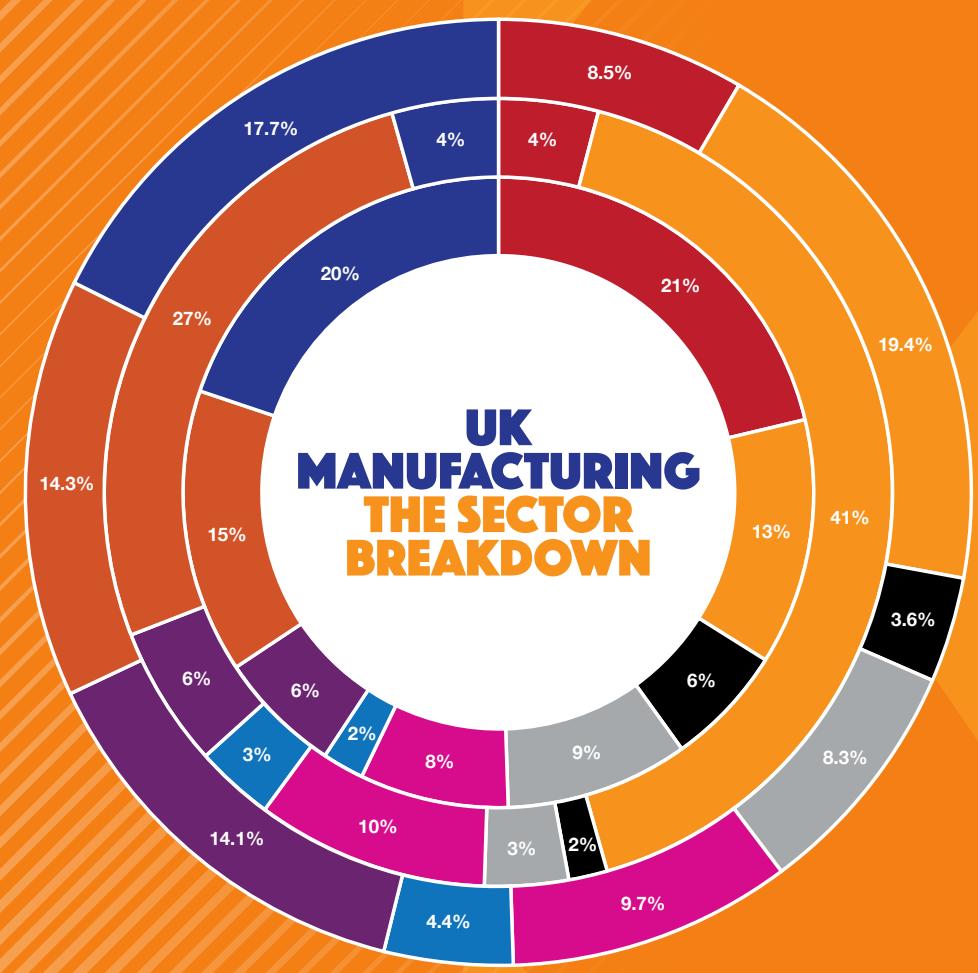
£ 19.7bn ■ 7% ▲ 108.2  
👤 229 ● 10.4% \* 119.5%

### London

£ 10.1bn ■ 2% ▲ 87.4  
👤 123 ● 2.0% \* 82.8%

### South East

£ 26.1bn ■ 5% ▲ 112.8  
👤 278 ● 7.8% \* 123.4%

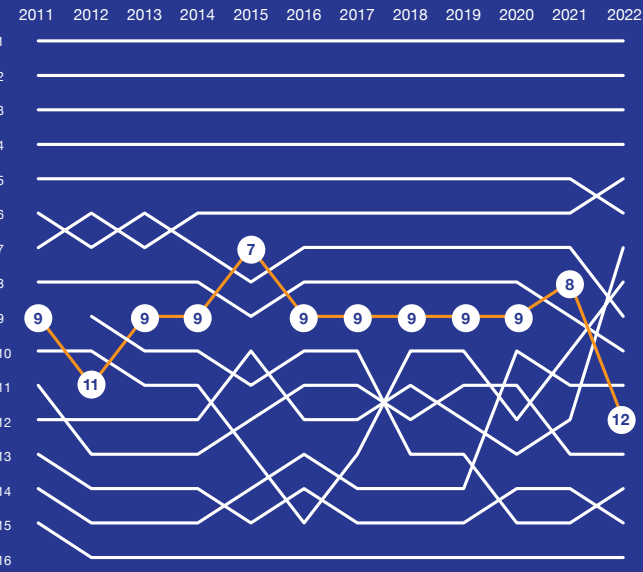


Outer Circle: Exports of manufactured goods (2023)  
Centre Circle: R&D (2022)  
Inner Circle: GVA (2024)

- Food & Drink
- Chemicals and Pharmaceuticals
- Rubber, plastics and non-metallic minerals
- Metals
- Electronics
- Electrical Equipment
- Machinery
- Transport
- Other manufacturing\*

## TOP 15 WORLD RANKING

UK in the top 15 of largest manufacturing economies



- |                              |                       |                |
|------------------------------|-----------------------|----------------|
| 1 - China                    | 7 - Mexico            | 13 - Indonesia |
| 2 - United States of America | 8 - Russia Federation | 14 - Brazil    |
| 3 - Japan                    | 9 - Italy             | 15 - Canada    |
| 4 - Germany                  | 10 - France           | 16 - Ireland   |
| 5 - India                    | 11 - Taiwan           |                |
| 6 - South Korea              | 12 - United Kingdom   |                |